



HENNEPIN COUNTY SHERIFF'S OFFICE WATER PATROL UNIT
4141 Shoreline Drive; Spring Park, MN 55384

TEMPORARY STRUCTURE APPLICATION

The following information is necessary to ensure proper and accurate issuance of your permit. Please fill out completely (please print clearly) – including the **diagram on the reverse side** – and return it to our office as soon as possible.

NAME: _____ DATE OF BIRTH: _____

Address

City

State

ZIP

E-MAIL ADDRESS: _____ PHONE: _____

LAKESHORE OWNER (if not above applicant): _____

Address

City

State

ZIP

PHONE: _____

Home

Work

Cell

SELECT ONE. A separate application must be filled out for each temporary structure you are requesting.

Mooring Buoy

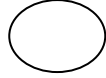
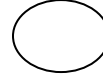
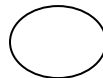
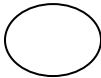
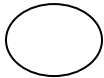
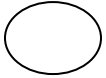
Floating Raft

Swim Buoys

Slalom Course

Other*

Ice Rink



*Describe the structure: _____

LOCATION OF PROPOSED STRUCTURE: (Lake or Bay): _____

The following items must be included with the application

Date

Badge#

Deputy (PRINT)

Letter of permission from CITY – If Applicable _____

Letter of permission from the LMCD – If Applicable _____

Letter of permission from LANDOWNER- If Applicable _____

I hereby acknowledge that my *temporary structure* meets the proper regulations.

APPLICANT'S SIGNATURE: _____ DATE: _____

PERMIT ISSUED BY DEPUTY: _____ DATE: _____

The following must be included with your application:

Adjacent Land Owner 1 (Name):

Address:	Phone Number:
Signature:	Date:

Adjacent Land Owner 2(Name):

Address:	Phone Number:
Signature:	Date:

TEMPORARY STRUCTURE LOCATION DIAGRAM

Prepare a detailed drawing of the area where you propose to place your temporary structure. Your drawing should encompass the shoreline and lake area in front of your property and the two adjacent lots. Be sure to include lot lines, docks and any existing temporary structures in front of all three lots. You must indicate the length of the shoreline between your lot lines (Lake Frontage) and the distance from shore to the proposed location for your structure. Indicate north with an arrow through the drawing.

<div>North</div> <div></div>
